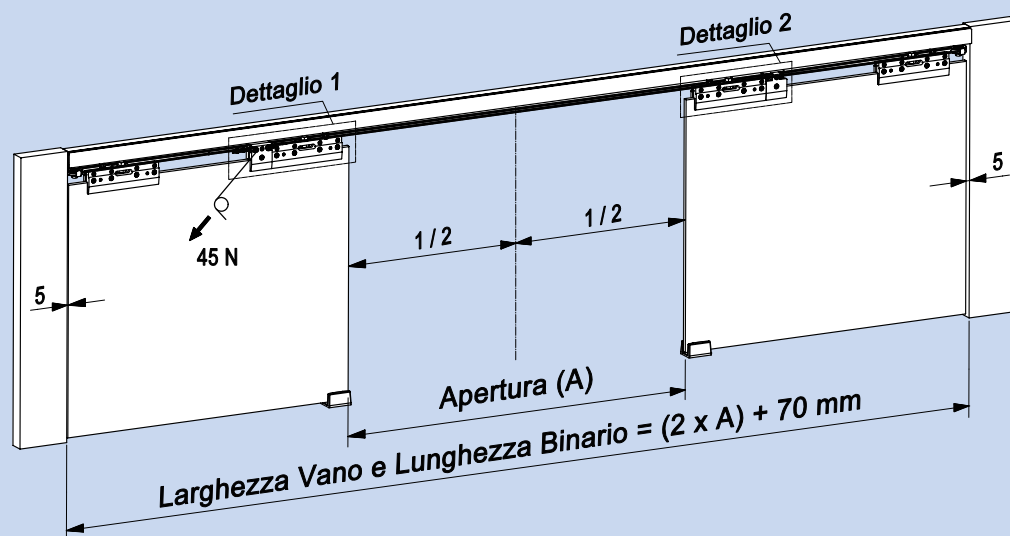




CARATTERISTICHE

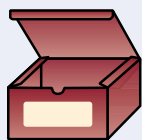
1. Non si deve forare il vetro
2. Dimensioni ridotte
3. Sistema particolare di copertura delle pinze
4. Grani e viti inox

ISTRUZIONI PER IL MONTAGGIO

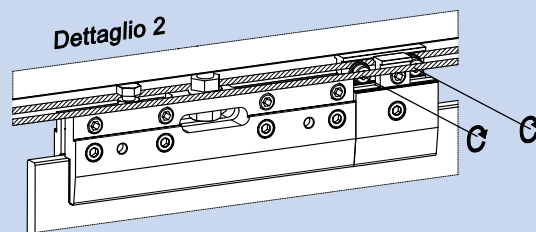
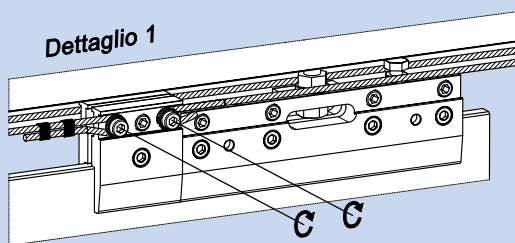


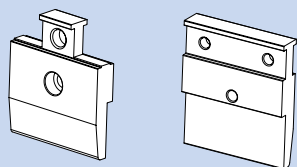
Kit APERTURA
SIMULTANEA
ANTE VETRO

CODICE
10111003



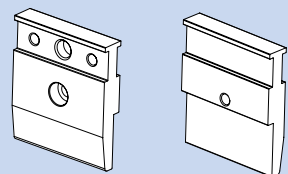
- 2 gruppi portacuscinetto
- 2 pinze
- 10 mt cordino sintetico





Pinza laterale TIPO A

CODICE 1012206



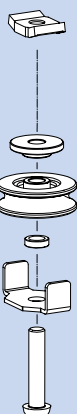
Pinza laterale TIPO B

CODICE 1012207



Cordino sintetico

CODICE 1012209



Gruppo portacuscinetto

CODICE 1012210

